

A note on random numbers

Christophe Dutang
ENSIMAG, Grenoble INP

June 2008

*“Nothing in Nature is random...
a thing appears random only through
the incompleteness of our knowledge.”*
Spinoza, Ethics I¹.

are two kinds random generation: pseudo and quasi random number generators.

The package **randtoolbox** provides R functions for pseudo and quasi random number generations, as well as statistical tests to quantify the quality of generated random numbers.

1 Introduction

Random simulation has long been a very popular and well studied field of mathematics. There exists a wide range of applications in biology, finance, insurance, physics and many others. So simulations of random numbers are crucial. In this note, we describe the most random number algorithms

Let us recall the only things, that are truly random, are the measurement of physical phenomena such as thermal noises of semiconductor chips or radioactive sources².

The only way to simulate some randomness on computers are carried out by deterministic algorithms. Excluding true randomness³, there

2 Overview of random generation algorithms

In this section, we present first the pseudo random number generation and second the quasi random number generation. By “random numbers”, we mean random variates of the uniform $\mathcal{U}(0,1)$ distribution. More complex distributions can be generated with uniform variates and rejection or inversion methods. Pseudo random number generation aims to seem random whereas quasi random number generation aims to be deterministic but well equidistributed.

Those familiars with algorithms such as linear congruential generation, Mersenne-Twister type algorithms, and low discrepancy sequences should go directly to the next section.

random package of Eddelbuettel (2007).

¹quote taken from Niederreiter (1978).

²for more details go to <http://www.random.org/randomness/>.

³For true random number generation on R, use the

2.1 Pseudo random generation

At the beginning of the nineties, there was no state-of-the-art algorithms to generate pseudo random numbers. And the article of Park & Miller (1988) entitled *Random generators: good ones are hard to find* is a clear proof.

Despite this fact, most users thought the rand function they used was good, because of a short period and a term to term dependence. But in 1998, Japanese mathematicians Matsumoto and Nishimura invents the first algorithm whose period ($2^{19937} - 1$) exceeds the number of electron spin changes since the creation of the Universe (10^{6000} against 10^{120}). It was a **big** breakthrough.

As described in L'Ecuyer (1990), a (pseudo) random number generator (RNG) is defined by a structure (S, μ, f, U, g) where

- S a finite set of *states*,
- μ a probability distribution on S , called the *initial distribution*,
- a *transition function* $f : S \mapsto S$,
- a finite set of *output symbols* U ,
- an *output function* $g : S \mapsto U$.

Then the generation of random numbers is as follows:

1. generate the initial state (called the *seed*) s_0 according to μ and compute $u_0 = g(s_0)$,
2. iterate for $i = 1, \dots$, $s_i = f(s_{i-1})$ and $u_i = g(s_i)$.

Generally, the seed s_0 is determined using the clock machine, and so the random variates u_0, \dots, u_n, \dots seems “real” i.i.d. uniform random variates. The period of a RNG, a key characteristic, is the smallest integer $p \in \mathbb{N}$, such that $\forall n \in \mathbb{N}, s_{p+n} = s_n$.

2.1.1 Linear congruential generators

There are many families of RNGs : linear congruential, multiple recursive, ... and “computer operation” algorithms. Linear congruential generators have a *transfer function* of the following type

$$f(x) = (ax + c) \mod m^1,$$

where a is the multiplier, c the increment and m the modulus and $x, a, c, m \in \mathbb{N}$ (i.e. S is the set of (positive) integers). f is such that

$$x_n = (ax_{n-1} + c) \mod m.$$

Typically, c and m are chosen to be relatively prime and a such that $\forall x \in \mathbb{N}, ax \mod m \neq 0$. The cycle length of linear congruential generators will never exceed modulus m , but can be maximised with the three following conditions

- increment c is relatively prime to m ,
- $a - 1$ is a multiple of every prime dividing m ,
- $a - 1$ is a multiple of 4 when m is a multiple of 4,

see Knuth (2002) for a proof.

When $c = 0$, we have the special case of Park-Miller algorithm or Lehmer algorithm (see Park & Miller (1988)). Let us note that the $n + j$ th term can be easily derived from the n th term with a puts to $a^j \mod m$ (still when $c = 0$).

Finally, we generally use one of the three types of *output function*:

- $g : \mathbb{N} \mapsto [0, 1[$, and $g(x) = \frac{x}{m}$,
- $g : \mathbb{N} \mapsto]0, 1]$, and $g(x) = \frac{x}{m-1}$,
- $g : \mathbb{N} \mapsto]0, 1[$, and $g(x) = \frac{x+1}{m}$.

Linear congruential generators are implemented in the R function `congruRand`.

¹this representation could be easily generalized for matrix, see L'Ecuyer (1990).

2.1.2 Multiple recursive generators

A generalisation of linear congruential generators are multiple recursive generators. They are based on the following recurrences

$$x_n = (a_1 x_{n-1} + \dots + a_k x_{n-k}) \mod m,$$

where k is a fixed integer. Hence the n th term of the sequence depends on the k previous one. A particular case of this type of generators is when

$$x_n = (x_{n-37} + x_{n-100}) \mod 2^{30},$$

which is a Fibonacci-lagged generator¹. The period is around 2^{129} . This generator has been invented by Knuth (2002) and is generally called “Knuth-TAOCP-2002” or simply “Knuth-TAOCP”².

An integer version of this generator is implemented in the R function `runif` (see `RNG`). We include in the package the latest double version, which corrects undesirable deficiency. As described on Knuth’s webpage³, the previous version of Knuth-TAOCP fails randomness test if we generate few sequences with several seeds. The cures to this problem is to discard the first 2000 numbers.

2.1.3 Mersenne-Twister

These two types of generators are in the big family of matrix linear congruential generators (cf. L’Ecuyer (1990)). But until here, no algorithms exploit the binary structure of computers (i.e. use binary operations). In 1994, Matsumoto and Kurita invented the TT800 generator using binary operations. But Matsumoto & Nishimura (1998) greatly improved the use of binary operations and proposed a new random number generator called Mersenne-Twister.

¹see L’Ecuyer (1990).

²TAOCP stands for The Art Of Computer Programming, Knuth’s famous book.

³go to <http://www-cs-faculty.stanford.edu/~knuth/news02.html#rng>.

Matsumoto & Nishimura (1998) work on the finite set $N_2 = \{0, 1\}$, so a variable x is represented by a vectors of ω bits (e.g. 32 bits). They use the following linear recurrence for the $n + i$ th term:

$$x_{i+n} = x_{i+m} \oplus (x_i^{upp} | x_{i+1}^{low}) A,$$

where $n > m$ are constant integers, x_i^{upp} (respectively x_i^{low}) means the upper (lower) $\omega - r$ (r) bits of x_i and A a $\omega \times \omega$ matrix of N_2 . $|$ is the operator of concatenation, so $x_i^{upp} | x_{i+1}^{low}$ appends the upper $\omega - r$ bits of x_i with the lower r bits of x_{i+1} . After a right multiplication with the matrix A ⁴, \oplus adds the result with x_{i+m} bit to bit modulo two (i.e. \oplus denotes the exclusive-or called xor).

Once provided an initial seed x_0, \dots, x_{n-1} , Mersenne Twister produces random integers in $0, \dots, 2^\omega - 1$. All operations used in the recurrence are bitwise operations, thus it is a very fast computation compared to modulus operations used in previous algorithms.

To increase the equidistribution, Matsumoto & Nishimura (1998) added a tempering step:

$$\begin{aligned} y_i &\leftarrow x_{i+n} \oplus (x_{i+n} >> u), \\ y_i &\leftarrow y_i \oplus ((y_i << s) \oplus b), \\ y_i &\leftarrow y_i \oplus ((y_i << t) \oplus c), \\ y_i &\leftarrow y_i \oplus (y_i >> l), \end{aligned}$$

where $>> u$ (resp. $<< s$) denotes a rightshift (leftshift) of u (s) bits. At last, we transform random integers to reals with one of output functions g proposed above.

Details of the order of the successive operations used in the Mersenne-Twister (MT) algorithm can be found at the page 7 of Matsumoto & Nishimura (1998). However, the least, we need to learn and to retain, is all these (bitwise) operations can be easily done in many computer languages (e.g in C) ensuring a very fast algorithm.

⁴Matrix A equals to $\begin{pmatrix} 0 & I_{\omega-1} \\ a & \end{pmatrix}$ whose right multiplication can be done with a bitwise rightshift operation and an addition with integer a . See the section 2 of Matsumoto & Nishimura (1998) for explanations.

The set of parameters used are

- $(\omega, n, m, r) = (32, 624, 397, 31)$,
- $a = 0 \times 9908B0DF, b = 0 \times 9D2C5680, c = 0 \times EFC60000$,
- $u = 11, l = 18, s = 7$ and $t = 15$.

These parameters ensure a good equidistribution and a period of $2^{n\omega-r} - 1 = 2^{19937} - 1$.

The great advantages of the MT algorithm are a far longer period than any previous generators (greater than the period of Park & Miller (1988) sequence of $2^{32} - 1$ or the period of Knuth (2002) around 2^{129}), a far better equidistribution (since it passed the DieHard test) as well as an **very** good computation time (since it used binary operations and not the costly real operation modulus).

MT algorithm is already implemented in R (function `runif`). However the package `randtoolbox` provide functions to compute a new version of Mersenne-Twister (the SIMD-oriented Fast Mersenne Twister algorithm) as well as the WELL (Well Equidistributed Long-period Linear) generator.

2.1.4 Well Equidistributed Long-period Linear generators

The MT recurrence can be rewritten as

$$x_i = Ax_{i-1},$$

where x_k are vectors of N_2 and A a transition matrix. The characteristic polynomial of A is

$$\chi_A(z) \triangleq \det(A - zI) = z^k - \alpha_1 z^{k-1} - \dots - \alpha_{k-1} z - \alpha_k,$$

with coefficients α_k 's in N_2 . Those coefficients are linked with output integers by

$$x_{i,j} = (\alpha_1 x_{i-1,j} + \dots + \alpha_k x_{i-k,j}) \mod 2$$

for all component j .

From Panneton et al. (2006), we have the period length of the recurrence reaches the upper bound $2^k - 1$ if and only if the polynomial χ_A is a primitive polynomial over N_2 .

The more complex is the matrix A the slower will be the associated generator. Thus, we compromise between speed and quality (of equidistribution). If we denote by ψ_d the set of all d -dimensional vectors produced by the generator from all initial states¹.

If we divide each dimension into 2^{l^2} cells (i.e. the unit hypercube $[0, 1]^d$ is divided into 2^{ld} cells), the set ψ_d is said to be (d, l) -equidistributed if and only if each cell contains exactly 2^{k-dl} of its points. The largest dimension for which the set ψ_d is (d, l) -equidistributed is denoted by d_l .

The great advantage of using this definition is we are not forced to compute random points to know the uniformity of a generator. Indeed, thanks to the linear structure of the recurrence we can express the property of bits of the current state. From this we define a dimension gap for l bits resolution as $\delta_l = \lfloor k/l \rfloor - d_l$.

An usual measure of uniformity is the sum of dimension gaps

$$\Delta_1 = \sum_{l=1}^{\omega} \delta_l.$$

Panneton et al. (2006) tries to find generators with a dimension gap sum Δ_1 around zero and a number Z_1 of non-zero coefficients in χ_A around $k/2$. Generators with these two characteristics are called Well Equidistributed Long-period Linear generators. As a benchmark, Mersenne Twister algorithm is characterized with $k = 19937$, $\Delta_1 = 6750$ and $Z_1 = 135$.

The WELL generator is characterized by the

¹The cardinality of ψ_d is 2^k .

²with l an integer such that $l \leq \lfloor k/d \rfloor$.

following A matrix

$$\begin{pmatrix} T_{5,7,0} & 0 & \dots & & & & \\ T_0 & 0 & \dots & & & & \\ 0 & I & \ddots & & & & \\ & & \ddots & \ddots & & & \\ & & & \ddots & I & 0 & \\ & & & & 0 & L & 0 \end{pmatrix},$$

where T_i are specific matrices, I the identity matrix and L has ones on its “top left” corner. The first two lines are not entirely sparse but “fill” with T_i matrices. All T_i ’s matrices are here to change the state in a very efficient way, while the subdiagonal (nearly full of ones) is used to shift the unmodified part of the current state to the next one. See Panneton et al. (2006) for details.

The MT generator can be obtained with special values of T_i ’s matrices. Panneton et al. (2006) proposes a set of parameters, where they computed dimension gap number Δ_1 . The full table can be found in Panneton et al. (2006), we only sum up parameters for those implemented in this package in table 1.

name	k	N_1	Δ_1
WELL512a	512	225	0
WELL1024a	1024	407	0
WELL19937a	19937	8585	4
WELL44497a	44497	16883	7

Table 1: Specific WELL generators

Let us note that for the last two generators a tempering step is possible in order to have maximally equidistributed generator (i.e. (d, l) -equidistributed for all d and l). These generators are implemented in this package thanks to the C code of L’Ecuyer and Panneton.

2.1.5 SIMD-oriented Fast Mersenne Twister algorithms

A decade after the invention of MT, Matsumoto & Saito (2008) enhances their algorithm with the computer of today, which have Single Instruction

Multiple Data operations letting to work conceptually with 128 bits integers.

MT and its successor are part of the family of multiple-recursive matrix generators since they verify a multiple recursive equation with matrix constants. For MT, we have the following recurrence

$$x_{k+n} = \underbrace{x_k \begin{pmatrix} I_{\omega-r} & 0 \\ 0 & 0 \end{pmatrix} A \oplus x_{k+1} \begin{pmatrix} 0 & 0 \\ 0 & I_r \end{pmatrix} A \oplus x_{k+m}}_{h(x_k, x_{k+1}, \dots, x_m, \dots, x_{k+n-1})}.$$

for the $k + n$ th term.

Thus the MT recursion is entirely characterized by

$$h(\omega_0, \dots, \omega_{n-1}) = (\omega_0 | \omega_1) A \oplus \omega_m,$$

where ω_i denotes the i th word integer (i.e. horizontal vectors of N_2).

The general recurrence for the SFMT algorithm extends MT recursion to

$$h(\omega_0, \dots, \omega_{n-1}) = \omega_0 A \oplus \omega_m B \oplus \omega_{n-2} C \oplus \omega_{n-1} D,$$

where A, B, C, D are sparse matrices over N_2 , ω_i are 128-bit integers and the degree of recursion is $n = \lceil \frac{19937}{128} \rceil = 156$.

The matrices A, B, C and D for a word w are defined as follows,

- $wA = \left(w \overset{128}{<<} 8 \right) \oplus w$,
- $wB = \left(w \overset{32}{>>} 11 \right) \otimes c$, where c is a 128-bit constant and \otimes the bitwise AND operator,
- $wC = w \overset{128}{>>} 8$,
- $wD = w \overset{32}{<<} 18$,

where $\overset{128}{<<}$ denotes a 128-bit operation while $\overset{32}{>>}$ a 32-bit operation, i.e. an operation on the four 32-bit parts of 128-bit word w .

Hence the *transition function* of SFMT is given by

$$\begin{aligned} f : (N_2^\omega)^n &\mapsto (N_2^\omega)^n \\ (\omega_0, \dots, \omega_{n-1}) &\mapsto (\omega_1, \dots, \omega_{n-1}, h(\omega_0, \dots, \omega_{n-1})), \end{aligned}$$

where $(N_2^\omega)^n$ is the *state space*.

The selection of recursion and parameters was carried out to find a good dimension of equidistribution for a given period. This step is done by studying the characteristic polynomial of f . SFMT allow periods of $2^p - 1$ with p a (prime) Mersenne exponent¹. Matsumoto & Saito (2008) proposes the following set of exponents 607, 1279, 2281, 4253, 11213, 19937, 44497, 86243, 132049 and 216091.

The advantage of SFMT over MT is the computation speed, SFMT is twice faster without SIMD operations and nearly four times faster with SIMD operations. SFMT has also a better equidistribution² and a better recovery time from zeros-excess states³. The function SFMT provides an interface to the C code of Matsumoto and Saito.

2.2 Quasi random generation

Before explaining and detailing quasi random generation, we must (quickly) explain Monte-Carlo⁴ methods, which have been introduced in the forties. In this section, we follow the approach of Niederreiter (1978).

Let us work on the d -dimensional unit cube $I^d = [0, 1]^d$ and with a (multivariate) bounded (Lebesgues) integrable function f on I^d . Then we define the Monte Carlo approximation of integral

¹a Mersenne exponent is a prime number p such that $2^p - 1$ is prime. Prime numbers of the form $2^p - 1$ have the special designation Mersenne numbers.

²See linear algebra arguments of Matsumoto & Nishimura (1998).

³states with too many zeros.

⁴according to wikipedia the name comes from a famous casino in Monaco.

of f over I^d by

$$\int_{I^d} f(x) dx \approx \frac{1}{n} \sum_{i=1}^n f(X_i),$$

where $(X_i)_{1 \leq i \leq n}$ are independent random points from I^d .

The strong law of large numbers ensures the almost surely convergence of the approximation. Furthermore, the expected integration error is bounded by $O(\frac{1}{\sqrt{n}})$, with the interesting fact it does not depend on dimension d . Thus Monte Carlo methods have a wide range of applications.

The main difference between (pseudo) Monte-Carlo methods and quasi Monte-Carlo methods is that we no longer use random points $(x_i)_{1 \leq i \leq n}$ but deterministic points. Unlike statistical tests, numerical integration does not rely on true randomness. Let us note that quasi Monte-Carlo methods dates from the fifties, and have also been used for interpolation problems and integral equations solving.

In the following, we consider a sequence $(u_i)_{1 \leq i \leq n}$ of points in I^d , that are **not** random. As n increases, we want

$$\frac{1}{n} \sum_{i=1}^n f(u_i) \xrightarrow{n \rightarrow +\infty} \int_{I^d} f(x) dx.$$

Furthermore the convergence condition on the sequence $(u_i)_i$ is to be uniformly distributed in the unit cube I^d with the following sense:

$$\forall J \subset I^d, \lim_{n \rightarrow +\infty} \frac{1}{n} \sum_{i=1}^n \mathbb{1}_J(u_i) = \lambda_d(I),$$

where λ_d stands for the d -dimensional volume (i.e. the d -dimensional Lebesgue measure) and $\mathbb{1}_J$ the indicator function of subset J . The problem is that our discrete sequence will never constitute a “fair” distribution in I^d , since there will always be a small subset with no points.

Therefore, we need to consider a more flexible definition of uniform distribution of a sequence. Before introducing the discrepancy, we need

to define $\text{Card}_E(u_1, \dots, u_n)$ as $\sum_{i=1}^n \mathbb{1}_E(u_i)$ the number of points in subset E . Then the discrepancy D_n of the n points $(u_i)_{1 \leq i \leq n}$ in I^d is given by

$$D_n = \sup_{J \in \mathcal{J}} \left| \frac{\text{Card}_J(u_1, \dots, u_n)}{n} - \lambda_d(J) \right|$$

where \mathcal{J} denotes the family of all subintervals of I^d of the form $\prod_{i=1}^d [a_i, b_i]$. If we took the family of all subintervals of I^d of the form $\prod_{i=1}^d [0, b_i]$, D_n is called the star discrepancy (cf. Niederreiter (1992)).

Let us note that the D_n discrepancy is nothing else than the L_∞ -norm over the unit cube of the difference between the empirical ratio of points $(u_i)_{1 \leq i \leq n}$ in a subset J and the theoretical point number in J . A L_2 -norm can be defined as well, see Niederreiter (1992) or Jäckel (2002).

The integral error is bounded by

$$\left| \frac{1}{n} \sum_{i=1}^n f(u_i) - \int_{I^d} f(x) dx \right| \leq V_d(f) D_n,$$

where $V_d(f)$ is the d -dimensional Hardy and Krause variation¹ of f on I^d (supposed to be finite).

Actually the integral error bound is the product of two independent quantities: the variability of function f through $V_d(f)$ and the regularity of the sequence through D_n . So, we want to minimize the discrepancy D_n since we generally do not have a choice in the “problem” function f .

We will not explain it but this concept can be extended to subset J of the unit cube I^d in order to have a similar bound for $\int_J f(x) dx$.

In the literature, there were many ways to find sequences with small discrepancy, generally called low-discrepancy sequences or quasi-random points. A first approach tries to find bounds

¹Interested readers can find the definition page 966 of Niederreiter (1978). In a sentence, the Hardy and Krause variation of f is the supremum of sums of d -dimensional delta operators applied to function f .

for these sequences and to search the good parameters to reach the lower bound or to decrease the upper bound. Another school tries to exploit regularity of function f to decrease the discrepancy. Sequences coming from the first school are called quasi-random points while those of the second school are called good lattice points.

2.2.1 Quasi-random points and discrepancy

Until here, we do not give any example of quasi-random points. In the unidimensional case, an easy example of quasi-random points is the sequence of n terms given by $(\frac{1}{2n}, \frac{3}{2n}, \dots, \frac{2n-1}{2n})$. This sequence has a discrepancy $\frac{1}{n}$, see Niederreiter (1978) for details.

The problem with this finite sequence is it depends on n . And if we want different points numbers, we need to recompute the whole sequence. In the following, we will work the first n points of an infinite sequence in order to use previous computation if we increase n .

Moreover we introduce the notion of discrepancy on a finite sequence $(u_i)_{1 \leq i \leq n}$. In the above example, we are able to calculate exactly the discrepancy. With infinite sequence, this is no longer possible. Thus, we will only try to estimate asymptotic equivalents of discrepancy.

The discrepancy of the average sequence of points is governed by the law of the iterated logarithm :

$$\limsup_{n \rightarrow +\infty} \frac{\sqrt{n} D_n}{\sqrt{\log \log n}} = 1,$$

which leads to the following asymptotic equivalent for D_n :

$$D_n = O \left(\sqrt{\frac{\log \log n}{n}} \right).$$

2.2.2 Van der Corput sequences

An example of quasi-random points, which have a low discrepancy, is the (unidimensional) Van der Corput sequences.

Let p be a prime number. Every integer n can be decomposed in the p basis, i.e. there exists some integer k such that

$$n = \sum_{j=1}^k a_j p^j.$$

Then, we can define the radical-inverse function of integer n as

$$\phi_p(n) = \sum_{j=1}^k \frac{a_j}{p^{j+1}}.$$

And finally, the Van der Corput sequence is given by $(\phi_p(0), \phi_p(1), \dots, \phi_p(n), \dots) \in [0, 1[$. First terms of those sequence for prime numbers 2 and 3 are given in table 2.

n	n in p -basis			$\phi_p(n)$		
	$p = 2$	$p = 3$	$p = 5$	$p = 2$	$p = 3$	$p = 5$
0	0	0	0	0	0	0
1	1	1	1	0.5	0.333	0.2
2	10	2	2	0.25	0.666	0.4
3	11	10	3	0.75	0.111	0.6
4	100	11	4	0.125	0.444	0.8
5	101	12	10	0.625	0.777	0.04
6	110	20	11	0.375	0.222	0.24
7	111	21	12	0.875	0.555	0.44
8	1000	22	13	0.0625	0.555	0.64

Table 2: Van der Corput first terms

The big advantage of Van der Corput sequence is that they use p -adic fractions easily computable on the binary structure of computers.

2.2.3 Halton sequences

The d -dimensional version of the Van der Corput sequence is known as the Halton sequence. The

n th term of the sequence is define as

$$(\phi_{p_1}(n), \dots, \phi_{p_d}(n)) \in I^d,$$

where p_1, \dots, p_d are pairwise relatively prime bases. The discrepancy of the Halton sequence is asymptotically $O\left(\frac{\log(n)^d}{n}\right)$.

The following Halton theorem gives us better discrepancy estimate of infinite sequences. For any dimension $d \geq 1$, there exists an infinite sequence of points in I^d such that the discrepancy

$$D_n = O\left(\frac{\log(n)^{d-1}}{n}\right)^1.$$

Therefore, we have a significant guarantee there exists quasi-random points which are outperforming than traditional Monte-Carlo methods.

2.2.4 Faure sequences

The Faure sequences is also based on the decomposition of integers into prime-basis but they have two differences: it uses only one prime number for basis and it permutes vector elements from one dimension to another.

The basis prime number is chosen as the smallest prime number greater than the dimension d , i.e. 3 when $d = 2$, 5 when $d = 3$ or 4 etc... In the Van der Corput sequence, we decompose integer n into the p -basis:

$$n = \sum_{j=1}^k a_j p^j.$$

Let $a_{1,j}$ be integer a_j used for the decomposition of n . Now we define a recursive permutation of a_j :

$$\forall 2 \leq D \leq d, a_{D,j} = \sum_{j=i}^k C_j^i a_{D-1,j} \mod p,$$

¹if the sequence has at least two points, cf. Niederreiter (1978).

where C_j^i denotes standard combination $\frac{j!}{i!(j-i)!}$. Then we take the radical-inversion $\phi_p(a_{D,1}, \dots, a_{D,k})$ defined as

$$\phi_p(a_1, \dots, a_k) = \sum_{j=1}^k \frac{a_j}{p^{j+1}},$$

which is the same as above for n defined by the $a_{D,i}$'s.

Finally the (d -dimensional) Faure sequence is defined by

$$(\phi_p(a_{1,1}, \dots, a_{1,k}), \dots, \phi_p(a_{d,1}, \dots, a_{d,k})) \in I^d.$$

In the bidimensional case, we work in 3-basis, first terms of the sequence are listed in table 3.

n	$a_{13}a_{12}a_{11}$ ¹	$a_{23}a_{22}a_{21}$	$\phi(a_{13..})$	$\phi(a_{23..})$
0	000	000	0	0
1	001	001	1/3	1/3
2	002	002	2/3	2/3
3	010	012	1/9	7/9
4	011	010	4/9	1/9
5	012	011	7/9	4/9
6	020	021	2/9	5/9
7	021	022	5/9	8/9
8	022	020	8/9	2/9
9	100	100	1/27	1/27
10	101	101	10/27	10/27
11	102	102	19/27	19/27
12	110	112	4/27	22/27
13	111	110	12/27	4/27
14	112	111	22/27	12/27

Table 3: Faure first terms

2.2.5 Kronecker sequences

Another kind of low-discrepancy sequence uses irrational number and fractional part. The fractional part of a real x is denoted by $\{x\} = x - \lfloor x \rfloor$. The infinite sequence $(n\{\alpha\})_{n \leq 0}$ has a bound for its discrepancy

$$D_n \leq C \frac{1 + \log n}{n}.$$

¹we omit commas for simplicity.

This family of infinite sequence $(n\{\alpha\})_{n \leq 0}$ is called the Kronecker sequence.

A special case of the Kronecker sequence is the Torus algorithm where irrational number α is a square root of a prime number. The n th term of the d -dimensional Torus algorithm is defined by

$$(n\{\sqrt{p_1}\}, \dots, n\{\sqrt{p_d}\}) \in I^d,$$

where (p_1, \dots, p_d) are prime numbers, generally the first d prime numbers. With the previous inequality, we can derive an estimate of the Torus algorithm discrepancy:

$$O\left(\frac{1 + \log n}{n}\right).$$

2.2.6 Mixed pseudo quasi random sequences

Sometimes we want to use quasi-random sequences as pseudo random ones, i.e. we want to keep the good equidistribution of quasi-random points but without the term-to-term dependence.

One way to solve this problem is to use pseudo random generation to mix outputs of a quasi-random sequence. For example in the case of the Torus sequence, we have repeat for $1 \leq i \leq n$

- draw an integer n_i from Mersenne-Twister in $\{0, \dots, 2^\omega - 1\}$
- then $u_i = \{n_i \sqrt{p}\}$

2.2.7 Good lattice points

In the above methods we do not take into account a better regularity of the integrand function f than to be of bounded variation in the sense of Hardy and Krause. Good lattice point sequences try to use the eventual better regularity of f .

If f is 1-periodic for each variable, then the

approximation with good lattice points is

$$\int_{I^d} f(x) dx \approx \frac{1}{n} \sum_{i=1}^n f\left(\frac{i}{n}g\right),$$

where $g \in \mathbb{Z}^d$ is suitable d -dimensional lattice point. To impose f to be 1-periodic may seem too brutal. But there exists a method to transform f into a 1-periodic function while preserving regularity and value of the integrand (see Niederreiter 1978, page 983).

We have the following theorem for good lattice points. For every dimension $d \geq 2$ and integer $n \geq 2$, there exists a lattice points $g \in \mathbb{Z}^d$ which coordinates relatively prime to n such that the discrepancy D_n of points $\{\frac{1}{n}g\}, \dots, \{\frac{n}{n}g\}$ satisfies

$$D_s < \frac{d}{n} + \frac{1}{2n} \left(\frac{7}{5} + 2 \log m \right)^d.$$

Numerous studies of good lattice points try to find point g which minimizes the discrepancy. Korobov test g of the following form $(1, m, \dots, m^{d-1})$ with $m \in \mathbb{N}$. Bahvalov tries Fibonacci numbers (F_1, \dots, F_d) . Other studies look directly for the point $\alpha = \frac{g}{n}$ e.g. $\alpha = (p^{\frac{1}{d+1}}, \dots, p^{\frac{d}{d+1}})$ or some cosinus functions. We let interested readers to look for detailed information in Niederreiter (1978).

3 Description of the random generation functions

In this section, we detail the R functions implemented in `randtoolbox` and give examples.

3.1 Pseudo random generation

For pseudo random generation, R provides many algorithms through the function `runif` parametrized with `.Random.seed`. We encourage readers to look in the corresponding help

pages for examples and usage of those functions. Let us just say `runif` use the Mersenne-Twister algorithm by default and other generators such as Wichmann-Hill, Marsaglia-Multicarry or Knuth-TAOCP-2002¹.

3.1.1 `congruRand`

The `randtoolbox` package provides two pseudo-random generators functions : `congruRand` and `SFMT`. `congruRand` computes linear congruential generators, see sub-section 2.1.1. By default, it computes the Park & Miller (1988) sequence, so it needs only the observation number argument. If we want to generate 10 random numbers, we type

```
> congruRand(10)
```

```
[1] 0.7986661 0.1804997 0.6577845
[4] 0.3846237 0.3704007 0.3243764
[7] 0.7938772 0.6937191 0.3360930
[10] 0.7152985
```

One will quickly note that two calls to `congruRand` will not produce the same output. This is due to the fact that we use the machine time to initiate the sequence at each call. But the user can set the *seed* with the function `setSeed`:

```
> setSeed(1)
> congruRand(10)
```

```
[1] 7.826369e-06 1.315378e-01
[3] 7.556053e-01 4.586501e-01
[5] 5.327672e-01 2.189592e-01
[7] 4.704462e-02 6.788647e-01
[9] 6.792964e-01 9.346929e-01
```

One can follow the evolution of the n th integer generated with the option `echo=TRUE`.

¹see Wichmann & Hill (1982), Marsaglia (1994) and Knuth (2002) for details.

```
> setSeed(1)
> congruRand(10, echo = TRUE)

1 th integer generated : 16807
2 th integer generated : 282475249
3 th integer generated : 1622650073
4 th integer generated : 984943658
5 th integer generated : 1144108930
6 th integer generated : 470211272
7 th integer generated : 101027544
8 th integer generated : 1457850878
9 th integer generated : 1458777923
10 th integer generated : 2007237709
[1] 7.826369e-06 1.315378e-01
[3] 7.556053e-01 4.586501e-01
[5] 5.327672e-01 2.189592e-01
[7] 4.704462e-02 6.788647e-01
[9] 6.792964e-01 9.346929e-01
```

We can check that those integers are the 10 first terms are listed in table 4, coming from <http://www.firstpr.com.au/dsp/rand31/>.

n	x_n	n	x_n
1	16807	6	470211272
2	282475249	7	101027544
3	1622650073	8	1457850878
4	984943658	9	1458777923
5	1144108930	10	2007237709

Table 4: 10 first integers of Park & Miller (1988) sequence

We can also check around the 10000th term. From the site <http://www.firstpr.com.au/dsp/rand31/>, we know that 9998th to 10002th terms of the Park-Miller sequence are 925166085, 1484786315, 1043618065, 1589873406, 2010798668. The congruRand generates

```
> setSeed(1614852353)
> congruRand(5, echo = TRUE)

1 th integer generated : 925166085
2 th integer generated : 1484786315
```

```
3 th integer generated : 1043618065
4 th integer generated : 1589873406
5 th integer generated : 2010798668
[1] 0.4308140 0.6914075 0.4859725
[4] 0.7403425 0.9363511
```

with 1614852353 being the 9997th term of Park-Miller sequence.

However, we are not limited to the Park-Miller sequence. If we change the modulus, the increment and the multiplier, we get other random sequences. For example,

```
> setSeed(12)
> congruRand(5, mod = 2^8, mult = 25,
+      incr = 16, echo = TRUE)
```

```
1 th integer generated : 60
2 th integer generated : 236
3 th integer generated : 28
4 th integer generated : 204
5 th integer generated : 252
[1] 0.234375 0.921875 0.109375
[4] 0.796875 0.984375
```

Those values are correct according to Planchet et al. 2005, page 119.

Here is a list of RNGs computable with congruRand:

RNG	mod	mult	incr
Knuth - Lewis	2^{32}	1664525	$1.01e9^1$
Lavaux - Jenssens	2^{48}	31167285	1
Haynes	2^{64}	$6.36e17^2$	1
Marsaglia	2^{32}	69069	0
Park - Miller	$2^{32} - 1$	16807	0

Table 5: some linear RNGs

One may wonder why we implement such a short-period algorithm since we know the

¹1013904223.

²636412233846793005.

Mersenne-Twister algorithm. It is provided to make comparisons with other algorithms. The Park-Miller should **not** be viewed as a “good” random generator.

Finally, `congruRand` function has a `dim` argument to generate `dim`-dimensional vectors of random numbers. The n th vector is build with d consecutive numbers of the RNG sequence (i.e. the n th term is the $(u_{n+1}, \dots, u_{n+d})$).

3.1.2 SFMT

The SF- Mersenne Twister algorithm is described in sub-section 2.1.5. Usage of SFMT function implementing the SF-Mersenne Twister algorithm is the same. First argument `n` is the number of random variates, second argument `dim` the dimension.

```
> SFMT(10)
> SFMT(5, 2)
```

```
[1] 0.6981761 0.9496594 0.5691308
[4] 0.4389008 0.4159516 0.9522033
[7] 0.5009494 0.6060439 0.7951852
[10] 0.2638345
```

```
      [,1]      [,2]
[1,] 0.662572252 0.2947783
[2,] 0.649441810 0.6529704
[3,] 0.002864949 0.3448759
[4,] 0.043007984 0.8542395
[5,] 0.494503509 0.9458399
```

A third argument is `mexp` for Mersenne exponent with possible values (607, 1279, 2281, 4253, 11213, 19937, 44497, 86243, 132049 and 216091). Below an example with a period of $2^{607} - 1$:

```
> SFMT(10, mexp = 607)
```

```
[1] 0.7152026 0.1110457 0.9782818
[4] 0.7393410 0.3466853 0.9677393
[7] 0.8567028 0.6017190 0.3584928
[10] 0.9553164
```

Furthermore, following the advice of Matsumoto & Saito (2008) for each exponent below 19937, SFMT uses a different set of parameters¹ in order to increase the independence of random generated variates between two calls. Otherwise (for greater exponent than 19937) we use one set of parameters².

We must precise that we do **not** implement the SFMT algorithm, we “just” use the C code of Matsumoto & Saito (2008). For the moment, we do not fully use the strength of their code. For example, we do not use block generation and SSE2 SIMD operations.

3.2 Quasi-random generation

In a near future, `randtoolbox` package will have more than one quasi-random sequence. Currently, we only have the Torus sequence with the function `torus`. Its usage is the same.

```
> torus(10)
```

```
[1] 0.41421356 0.82842712 0.24264069
[4] 0.65685425 0.07106781 0.48528137
[7] 0.89949494 0.31370850 0.72792206
[10] 0.14213562
```

These numbers are fractional parts of $\sqrt{2}, 2\sqrt{2}, 3\sqrt{2}, \dots$, see sub-section 2.2.1 for details.

```
> torus(5, use = TRUE)
```

¹this can be avoided with `usepset` argument to `FALSE`.

²These parameter sets can be found in the C function `initSFMT` in `SFMT.c` source file.

```
[1] 0.8758688 0.2900820 0.7042952
[4] 0.1185093 0.5327225
```

The optional argument `useTime` can be used to the machine time or not to initiate the seed. If we do not use the machine time, two calls of `torus` produces obviously the **same** output.

If we want the random sequence with prime number 7, we just type:

```
> torus(5, p = 7)
```

```
[1] 0.6457513 0.2915026 0.9372539
[4] 0.5830052 0.2287566
```

The `dim` argument is exactly the same as `congruRand` or `SFMT`. By default, we use the first prime numbers, e.g. 2, 3 and 5 for a call like `torus(10, 3)`. But the user can specify a set of prime numbers, e.g. `torus(10, 3, c(7, 11, 13))`. The dimension argument is limited to 100 000¹.

As described in sub-section 2.2.6, one way to deal with serial dependence is to mix the Torus algorithm with a pseudo random generator. The `torus` function offers this operation thanks to argument `mixed` (the Torus algorithm is mixed with `SFMT`).

```
> torus(5, mixed = TRUE)
```

```
[1] 0.11863470 0.96686697 0.60786080
[4] 0.68148994 0.05247021
```

In order to see the difference between, we can plot the empirical autocorrelation function (`acf` in R).

```
> par(mfrow = c(2, 1))
> acf(torus(10^5))
> acf(torus(10^5, mix = TRUE))
```

¹the first 100 000 prime numbers are take from <http://primes.utm.edu/lists/small/millions/>.

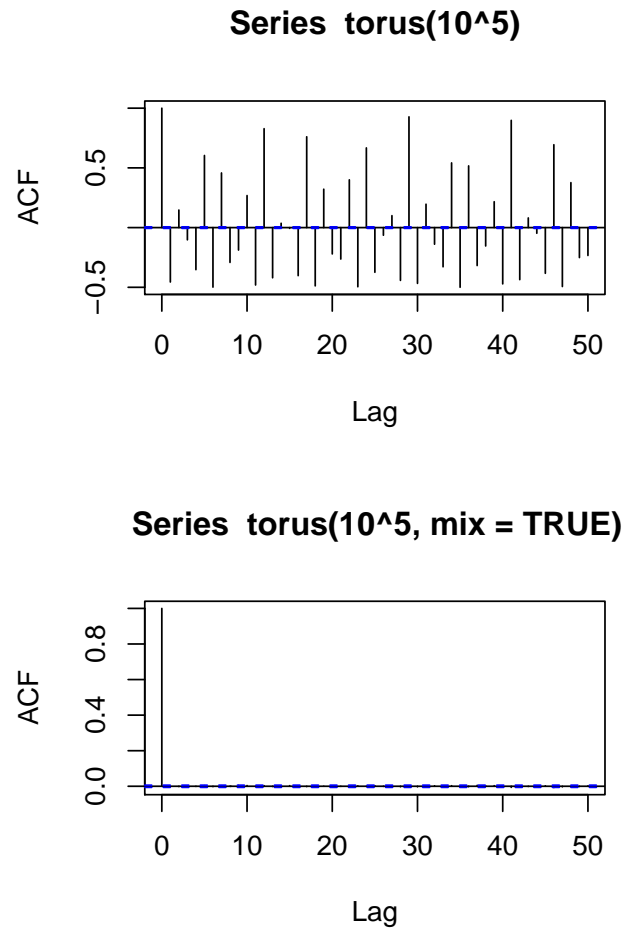


Figure 1: Auto-correlograms

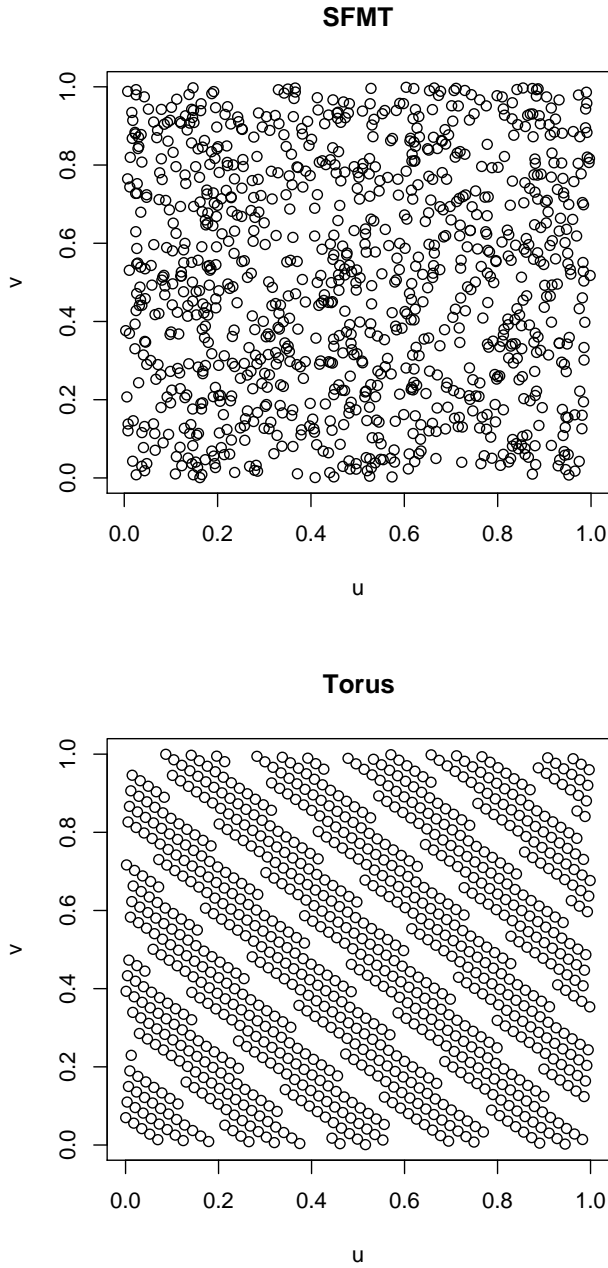
3.3 Visual comparisons

To understand the difference between pseudo and quasi RNGs, we can make visual comparisons of how random numbers fill the unit square.

```
> par(mfrow = c(2, 1))
> plot(SFMT(1000, 2))
> plot(torus(10^3, 2))
```

3.4 Applications of QMC methods

In this sub-section, we will present one financial application of QMC methods. Firstly, we want to



price a vanilla European call in the framework of a geometric Brownian motion for the underlying asset. Those options are already implemented in the package `fOptions` of `Rmetrics` bundle¹.

The payoff of this classical option is

$$f(S_T) = (S_T - K)_+,$$

¹created by Wuertz et al. (2007b).

where K is the strike price. A closed formula for this call was derived by Black & Scholes (1973).

The Monte Carlo method to price this option is quite simple

1. simulate $s_{T,i}$ for $i = 1 \dots n$ from starting point s_0 ,
2. compute the mean of the discounted payoff $\frac{1}{n} \sum_{i=1}^n e^{-rT} (s_{T,i} - K)_+$.

With parameters ($S_0 = 100$, $T = 1$, $r = 5\%$, $K = 60$, $\sigma = 20\%$), we plot the relative error as a function of number of simulation n on figure 2.

We test two pseudo-random generators (namely Park Miller and SF-Mersenne Twister) and one quasi-random generator (Torus algorithm). No code will be shown, see the file `qmc.R` in the package source. But we use a step-by-step simulation for the Brownian motion simulation and the inversion function method for Gaussian distribution simulation (default in R).

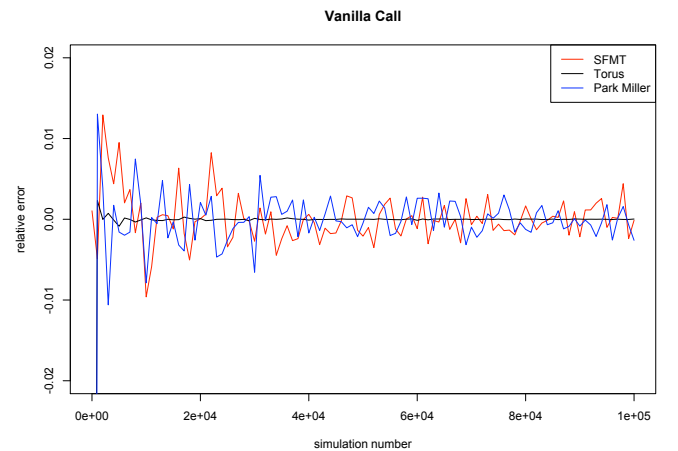


Figure 2: Error function for Vanilla call

As showed on figure 2, the convergence of Monte Carlo price for the Torus algorithm is extremely fast. Whereas for SF-Mersenne Twister and Park Miller prices, the convergence is very slow.

Secondly, we want to price a barrier option:

a down-out call i.e. an Downward knock-Out Call¹. These kind of options belongs to the path-dependent option family, i.e. we need to simulate whole trajectories of the underlying asset S on $[0, T]$.

In the same framework of a geometric Brownian motion, there exists a closed formula for DOCs (see Rubinstein & Reiner (1991)). Those options are already implemented in the package `fExoticOptions` of `Rmetrics` bundle².

The payoff of a DOC option is

$$f(S_T) = (S_T - K)_+ \mathbb{1}_{(\tau_H > T)},$$

where K is the strike price, T the maturity, τ_H the stopping time associated with the barrier H and S_t the underlying asset at time t .

As the price is needed on the whole period $[0, T]$, we produc as follows:

1. start from point s_{t_0} ,
2. for simulation $i = 1 \dots n$ and time index $j = 1 \dots d$
 - simulate $s_{t_j, i}$,
 - update disactivation boolean D_i
3. compute the mean of the discounted payoff $\frac{1}{n} \sum_{i=1}^n e^{-rT} (s_{T, i} - K)_+ \overline{D}_i$,

where n is the simulation number, d the point number for the grid of time and \overline{D}_i the opposite of boolean D_i .

In the following, we set $T = 1$, $r = 5\%$, $s_{t_0} = 100$, $H = K = 50$, $d = 250$ and $\sigma = 20\%$. We test crude Monte Carlo methods with Park Miller and SF-Mersenne Twister generators and a quasi-Monte Carlo method with (multidimensional) Torus algorithm on the figure 3.

One may wonder why the Torus algorithm is still the best (on this example). We use the d -dimensional Torus sequence. Thus for time t_j , the

¹DOC is disactivated when the underlying asset hits the barrier.

²created by Wuertz et al. (2007a).

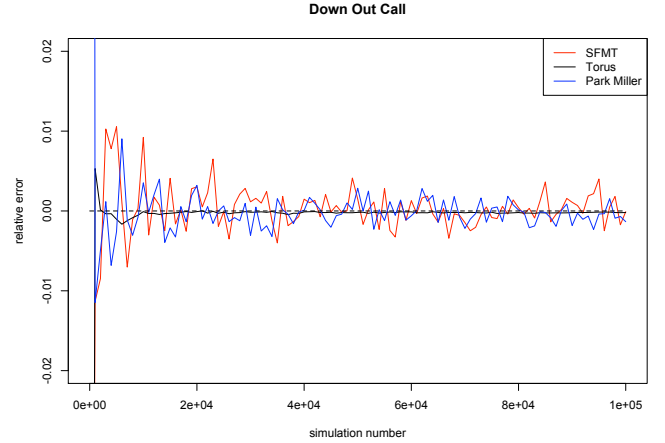


Figure 3: Error function for Down Out Call

simulated underlying assets $(s_{t_j, i})_i$ are computed with the sequence $(i\{\sqrt{p_j}\})_i$. Thanks to the linear independence of the Torus sequence over the rationals³, we guarantee a non-correlation of Torus quasi-random numbers.

However, these results do **not** prove the Torus algorithm is always better than traditional Monte Carlo. The results are sensitive to the barrier level H , the strike price X (being in or out the money has a strong impact), the asset volatility σ and the time point number d .

4 Random generation tests

Tests of random generators aim to check if the output u_1, \dots, u_n, \dots could be considered as independent and identically distributed (i.i.d.) uniform variates for a given confidence level. There are two kinds of tests of the uniform distribution: first on the interval $]0, 1[$, second on the binary set $\{0, 1\}$. In this note, we only describe tests for $]0, 1[$ outputs (see L'Ecuyer & Simard (2007) for details about these two kind of tests).

Some RNG tests can be two-level tests, i.e. we

³i.e. for $k \neq j, \forall i, (i\{\sqrt{p_j}\})_i$ and $(i\{\sqrt{p_k}\})_i$ are linearly independent over \mathbb{Q} .

do not work directly on the RNG output u_i 's but on a function of the output such as the spacings (coordinate difference of the sorted sample).

4.1 Test on one sequence of n numbers

4.1.1 Goodness of Fit

Goodness of Fit tests compare the empirical cumulative distribution function (cdf) \mathbb{F}_n of u_i 's with a specific distribution ($\mathcal{U}(0,1)$ here). The most known test are Kolmogorov-Smirnov, Crámer-von Mises and Anderson-Darling tests. They use different norms to quantify the difference between the empirical cdf \mathbb{F}_n and the true cdf $F_{\mathcal{U}(0,1)}$.

- Kolmogorov-Smirnov statistic is

$$K_n = \sqrt{n} \sup_{x \in \mathbb{R}} \left| \mathbb{F}_n(x) - F_{\mathcal{U}(0,1)}(x) \right|,$$

- Crámer-von Mises statistic is

$$W_n^2 = n \int_{-\infty}^{+\infty} \left(\mathbb{F}_n(x) - F_{\mathcal{U}(0,1)}(x) \right)^2 dF_{\mathcal{U}(0,1)}(x),$$

- and Anderson-Darling statistic is

$$A_n^2 = n \int_{-\infty}^{+\infty} \frac{\left(\mathbb{F}_n(x) - F_{\mathcal{U}(0,1)}(x) \right)^2 dF_{\mathcal{U}(0,1)}(x)}{F_{\mathcal{U}(0,1)}(x)(1 - F_{\mathcal{U}(0,1)}(x))}.$$

Those statistics can be evaluated empirically thanks to the sorted sequence of u_i 's. But we will not detail any further those tests, since according to L'Ecuyer & Simard (2007) they are not powerful for random generation testing.

4.1.2 The gap test

The gap test investigates for special patterns in the sequence $(u_i)_{1 \leq i \leq n}$. We take a subset $[l, u] \subset [0, 1]$ and compute the 'gap' variables with

$$G_i = \begin{cases} 1 & \text{if } l \leq U_i \leq u \\ 0 & \text{otherwise.} \end{cases}$$

The probability p that G_i equals to 1 is just the $u - l$ (the Lebesgue measure of the subset). The test computes the length of zero gaps. If we denote by n_j the number of zero gaps of length j .

The chi-squared statistic of a such test is given by

$$S = \sum_{j=1}^m \frac{(n_j - np_j)^2}{np_j},$$

where $p_j = (1 - p)^2 p^j$ is the probability that the length of gaps equals to j ; and m the max number of lengths. In theory m equals to $+\infty$, but in practice, it is a large integer. We fix m to be at least

$$\left\lceil \frac{\log(10^{-1}) - 2 \log(1 - p) - \log(n)}{\log(p)} \right\rceil,$$

in order to have lengths whose appearance probability is at least 0.1.

4.1.3 The order test

The order test looks for another kind of patterns. We test a d -tuple, if its components are ordered equiprobably. For example with $d = 3$, we should have an equal number of vectors $(u_i, u_{i+1}, u_{i+2})_i$ such that

- $u_i < u_{i+1} < u_{i+2}$,
- $u_i < u_{i+2} < u_{i+1}$,
- $u_{i+1} < u_i < u_{i+2}$,
- $u_{i+1} < u_{i+2} < u_i$,
- $u_{i+2} < u_i < u_{i+1}$
- and $u_{i+1} < u_{i+2} < u_i$.

For some d , we have $d!$ possible orderings of coordinates, which have the same probability to appear $\frac{1}{d!}$. The chi-squared statistic for the order test for a sequence $(u_i)_{1 \leq i \leq n}$ is just

$$S = \sum_{j=1}^{d!} \frac{(n_j - m \frac{1}{d!})^2}{m \frac{1}{d!}},$$

where n_j 's are the counts for different orders and $m = \frac{n}{d}$. Computing $d!$ possible orderings has an exponential cost, so in practice d is small.

4.1.4 The frequency test

The frequency test works on a serie of ordered contiguous integers ($J = [i_1, \dots, i_l] \cap \mathbb{Z}$). If we denote by $(n_i)_{1 \leq i \leq n}$ the sample number of the set I , the expected number of integers equals to $j \in J$ is

$$\frac{1}{i_l - i_1 + 1} \times n,$$

which is independent of j . From this, we can compute a chi-squared statistic

$$S = \sum_{j=1}^l \frac{(\text{Card}(n_i = i_j) - m)^2}{m},$$

where $m = \frac{n}{d}$.

4.2 Tests based on multiple sequences

Under the i.i.d. hypothesis, a vector of output values u_i, \dots, u_{i+t-1} is uniformly distributed over the unit hypercube $[0, 1]^t$. Tests based on multiple sequences partition the unit hypercube into cells and compare the number of points in each cell with the expected number.

4.2.1 The serial test

The most intuitive way to split the unit hypercube $[0, 1]^t$ into $k = d^t$ subcubes. It is achieved by splitting each dimension into $d > 1$ pieces. The volume (i.e. a probability) of each cell is just $\frac{1}{k}$.

The associated chi-square statistic is defined as

$$S = \sum_{j=1}^m \frac{(N_j - \lambda)^2}{\lambda},$$

where N_j denotes the counts and $\lambda = \frac{n}{k}$ their expectation.

4.2.2 The collision test

The philosophy is still the same: we want to detect some pathological behavior on the unit

hypercube $[0, 1]^t$. A collision is defined as when a point $v_i = (u_i, \dots, u_{i+t-1})$ falls in a cell where there are already points v_j 's. Let us note C the number of collisions

The distribution of collision number C is given by

$$P(C = c) = \prod_{i=0}^{n-c-1} \frac{k-i}{k} \frac{1}{k^c} {}_2S_n^{n-c},$$

where ${}_2S_n^k$ denotes the Stirling number of the second kind¹ and $c = 0, \dots, n-1$.

But we cannot use this formula for large n since the Stirling number need $O(n \log(n))$ time to be computed. As L'Ecuyer et al. (2002) we use a Gaussian approximation if $\lambda = \frac{n}{k} > \frac{1}{32}$ and $n \geq 2^8$, a Poisson approximation if $\lambda < \frac{1}{32}$ and the exact formula otherwise.

The normal approximation assumes C follows a normal distribution with mean $m = n - k + k \left(\frac{k-1}{k}\right)^n$ and variance very complex (see L'Ecuyer & Simard (2007)). Whereas the Poisson approximation assumes C follows a Poisson distribution of parameter $\frac{n^2}{2k}$.

4.2.3 The ϕ -divergence test

There exist generalizations of these tests where we take a function of counts N_j , which we called ϕ -divergence test. Let f be a real valued function. The test statistic is given by

$$\sum_{j=0}^{k-1} f(N_j).$$

We retrieve the collision test with $f(x) = (x-1)_+$ and the serial test with $f(x) = \frac{(x-\lambda)^2}{\lambda}$. Plenty of statistics can be derived, for example if we want to test the number of cells with at least b points, $f(x) = \mathbb{1}_{(x=b)}$. For other statistics, see L'Ecuyer et al. (2002).

¹they are defined by ${}_2S_n^k = k \times {}_2S_{n-1}^k + {}_2S_{n-1}^{k-1}$ and ${}_2S_n^1 = {}_2S_n^n = 1$. For example go to wikipedia.

4.2.4 The poker test

The poker test is a test where cells of the unit cube $[0, 1]^t$ do not have the same volume. If we split the unit cube into d^t cells, then by regrouping cells with left hand corner having the same number of distinct coordinates we get the poker test. In a more intuitive way, let us consider a hand of k cards from k different cards. The probability to have exactly c different cards is

$$P(C = c) = \frac{1}{k^k} \frac{k!}{(k-c)!} {}_2S_k^c,$$

where C is the random number of different cards and ${}_2S_n^d$ the second-kind Stirling numbers. For a demonstration, go to Knuth (2002).

5 Description of RNG test functions

In this section, we will give usage examples of RNG test functions, in a similar way as section 3 illustrates section 2.

```
> par(mfrow = c(2, 1))
> hist(SFMT(10^3), 100)
> hist(torus(10^3), 100)
```

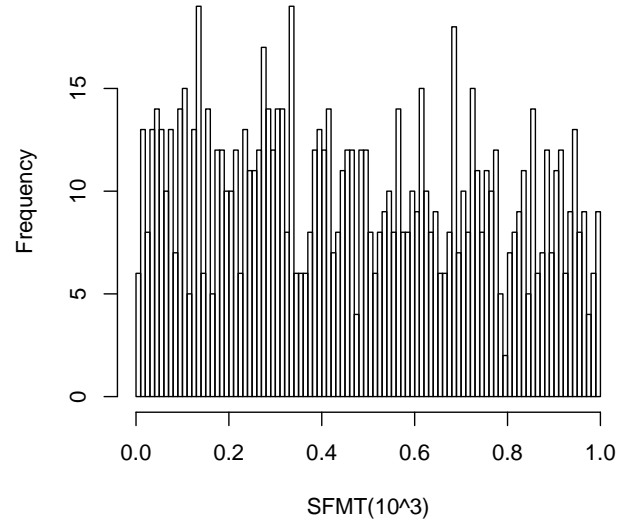
5.1 Test on one sequence of n numbers

Goodness of Fit tests are already implemented in R with the function `ks.test` for Kolmogorov-Smirnov test and in package `adk` for Anderson-Darling test. In the following, we will focus on one-sequence test implemented in `randtoolbox`.

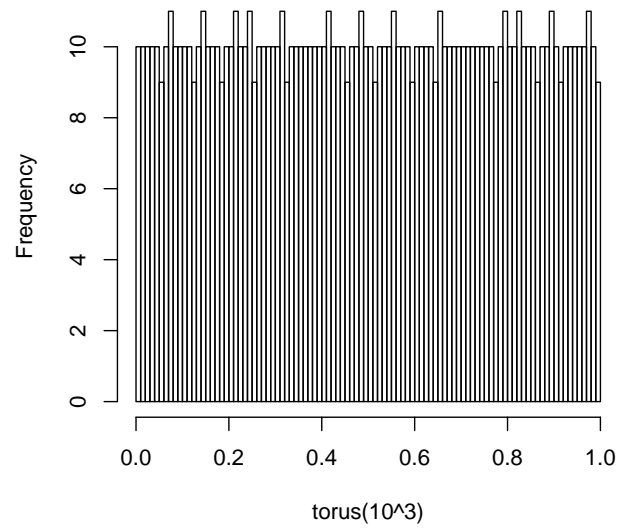
5.1.1 The gap test

The function `gap.test` implements the gap test as described in sub-section 4.1.2. By default,

Histogram of SFMT(10³)



Histogram of torus(10³)



lower and upper bound are $l = 0$ and $u = 0.5$, just as below.

```
> gap.test(runif(1000))
```

Gap test

```
chisq stat = 9, df = 10
, p-value = 0.53
```

```
(sample size : 1000)
```

```
length observed freq theoretical freq
```

1	141	125
2	59	62
3	27	31
4	21	16
5	5	7.8
6	7	3.9
7	2	2.0
8	1	0.98
9	1	0.49
10	0	0.24
11	0	0.12

If you want $l = 1/3$ and $u = 2/3$ with a SFMT sequence, you just type

```
> gap.test(SFMT(1000), 1/3, 2/3)
```

5.1.2 The order test

The Order test is implemented in function `order.test` for d -uples when $d = 2, 3, 4, 5$. A typical call is as following

```
> order.test(runif(4000), d = 4)
```

```
Order test
```

```
chisq stat = 14, df = 23
, p-value = 0.93
```

```
(sample size : 1000)
```

```
observed number  45 47 43 44 52 36
40 48 38 40 46 47 34 35 46 41 37 43
43 40 38 33 47 37
```

```
expected number  42
```

Let us notice that the sample length must be a multiple of dimension d , see sub-section 4.1.3.

5.1.3 The frequency test

The frequency test described in sub-section 4.1.4 is just a basic equi-distribution test in $[0, 1]$ of the generator. We use a sequence integer to partition the unit interval and test counts in each sub-interval.

```
> freq.test(runif(1000), 1:4)
```

```
Frequency test
```

```
chisq stat = 2.6, df = 3
, p-value = 0.46
```

```
(sample size : 1000)
```

```
observed number  262 241 234 263
```

```
expected number  250
```

5.2 Tests based on multiple sequences

Let us study the serial test, the collision test and the poker test.

5.2.1 The serial test

Defined in sub-section 4.2.1, the serial test focuses on the equidistribution of random numbers in the unit hypercube $[0,1]^t$. We split each dimension of the unit cube in d equal pieces. Currently in function `serial.test`, we implement $t = 2$ and d fixed by the user.

```
> serial.test(runif(3000), 3)
```

Serial test

```
chisq stat = 3.1, df = 8
, p-value = 0.93
```

```
(sample size : 3000)
```

```
observed number 167 158 169 176
179 156 169 168 158
```

```
expected number 167
```

In newer version, we will add an argument t for the dimension.

5.2.2 The collision test

The exact distribution of collision number costs a lot of time when sample size and cell number are large (see sub-section 4.2.2). With function `coll.test`, we do not yet implement the normal approximation.

The following example tests Mersenne-Twister algorithm (default in R) and parameters implying the use of the exact distribution (i.e. $n < 2^8$ and $\lambda > 1/32$).

```
> coll.test(runif, 2^7, 2^10)
```

Collision test

```
chisq stat = 17, df = 15
, p-value = 0.34
```

```
exact distribution
(sample number : 1000/sample size : 128
/ cell number : 1024)
```

collision number	observed count	expected count
------------------	----------------	----------------

1	4	2.3
2	4	10
3	36	29
4	58	62
5	88	102
6	145	138
7	150	156
8	152	151
9	135	126
10	108	93
11	63	61
12	24	36
13	17	19
14	10	9
15	4	3.9
16	2	1.5

When the cell number is far greater than the sample length, we use the Poisson approximation (i.e. $\lambda < 1/32$). For example with `congruRand` generator we have

```
> coll.test(congruRand, 2^8, 2^14)
```

Collision test

```
chisq stat = 7.3, df = 8
, p-value = 0.5
```

```
Poisson approximation
(sample number : 1000/sample size : 256
 / cell number : 16384)
```

```
collision observed expected
number      count      count
```

```
0      146      135
1      254      271
2      265      271
3      175      180
4      108      90
5       36      36
6       11      12
7        3      3.4
8        2      0.86
```

5.2.3 The poker test

Finally the function `poker.test` implements the poker test as described in sub-section 4.2.4. We implement for any “card number” denoted by k . A typical example follows

```
> poker.test(SFMT(10000))
```

```
Poker test
```

```
chisq stat = 4, df = 4
, p-value = 0.41
```

```
(sample size : 10000)
```

```
observed number  2 194 990 750 64
```

```
expected number  3.2 192 960 768 77
```

6 Calling the functions from other packages

In this section, we briefly present what to do if you want to use this package in your package. This section is mainly taken from package `expm` available on R-forge.

Package authors can use facilities from **rand-toolbox** in two ways:

- call the R level functions (e.g. `torus`) in R code;
- if random number generators are needed in C, call the routine `torus`,...

Using R level functions in a package simply requires the following two import directives:

```
Imports: randtoolbox
```

```
in file DESCRIPTION and
```

```
import(randtoolbox)
```

```
in file NAMESPACE.
```

Accessing C level routines further requires to prototype the function name and to retrieve its pointer in the package initialization function `R_init_pkg`, where `pkg` is the name of the package.

For example if you want to use `torus` C function, you need

```
void (*torus)(double *u, int nb, int dim,
int *prime, int ismixed, int usetime);
```

```
void R_init_pkg(DllInfo *dll)
{
torus = (void (*)(double, int, int,
```

```
int, int, int) \
R_GetCCallable("randtoolbox", "torus");
}
```

See file `randtoolbox.h` to find headers of RNGs. The definitive reference for these matters remains the *Writing R Extensions* manual, page 20 in sub-section “specifying imports exports” and page 64 in sub-section “registering native routines”.

References

- Black, F. & Scholes, M. (1973), ‘The pricing of options and corporate liabilities’, *Journal of Political Economy* **81**(3). 14
- Eddelbuettel, D. (2007), *random: True random numbers using random.org*.
URL: <http://www.random.org> 1
- Jäckel, P. (2002), *Monte Carlo methods in finance*, John Wiley & Sons. 7
- Knuth, D. E. (2002), *The Art of Computer Programming: seminumerical algorithms*, Vol. 2, 3rd edition edn, Massachusetts: Addison-Wesley. 2, 3, 4, 10, 18
- L’Ecuyer, P. (1990), ‘Random numbers for simulation’, *Communications of the ACM* **33**, 85–98. 2, 3
- L’Ecuyer, P. & Simard, R. (2007), ‘Testu01: A c library for empirical testing of random number generators’, *ACM Trans. on Mathematical Software* **33**(4), 22. 15, 16, 17
- L’Ecuyer, P., Simard, R. & Wegenkittl, S. (2002), ‘Sparse serial tests of uniformity for random number generations’, *SIAM Journal on scientific computing* **24**(2), 652–668. 17
- Marsaglia, G. (1994), ‘Some portable very-long-period random number generators’, *Computers in Physics* **8**, 117–121. 10
- Matsumoto, M. & Nishimura, T. (1998), ‘Mersenne twister: A 623-dimensionnally equidistributed uniform pseudorandom number generator’, *ACM Trans. on Modelling and Computer Simulation* **8**(1), 3–30. 3, 6
- Matsumoto, M. & Saito, M. (2008), *SIMD-oriented Fast Mersenne Twister: a 128-bit pseudorandom number generator*, Monte Carlo and Quasi-Monte Carlo Methods 2006, Springer. 5, 6, 12
- Niederreiter, H. (1978), ‘Quasi-monte carlo methods and pseudo-random numbers’, *Bulletin of the American Mathematical Society* **84**(6). 1, 6, 7, 8, 10

- Niederreiter, H. (1992), *Random Number Generation and Quasi-Monte Carlo Methods*, SIAM, Philadelphia. 7
- Panneton, F., L'Ecuyer, P. & Matsumoto, M. (2006), 'Improved long-period generators based on linear recurrences modulo 2', *ACM Trans. on Mathematical Software* **32**(1), 1–16. 4, 5
- Park, S. K. & Miller, K. W. (1988), 'Random number generators: good ones are hard to find.', *Association for Computing Machinery* **31**(10), 1192–2001. 2, 4, 10, 11
- Planchet, F., Thérond, P. & Jacquemin, J. (2005), *Modèles Financiers En Assurance*, Economica. 11
- Rubinstein, M. & Reiner, E. (1991), 'Unscrambling the binary code', *Risk Magazine* **4**(9). 15
- Wichmann, B. A. & Hill, I. D. (1982), 'Algorithm as 183: An efficient and portable pseudo-random number generator', *Applied Statistics* **31**, 188–190. 10
- Wuertz, D., many others & see the SOURCE file (2007a), *fExoticOptions: Rmetrics - Exotic Option Valuation*.
URL: <http://www.rmetrics.org> 15
- Wuertz, D., many others & see the SOURCE file (2007b), *fOptions: Rmetrics - Basics of Option Valuation*.
URL: <http://www.rmetrics.org> 14